

**STEP 1: WHAT YOU NEED**

1. A Ur24T™ Urine Collection Apparatus (UCA) F15
2. An aspirator pump. Recommended pump is Drive/DeVilbiss Vacu-Aide® Compact Suction Unit #7310PR or Stationary Aspirator #18600

**STEP 2: PREPARE**

1. Read the manual for the aspirator, which is included in the manufacturer packaging
2. Wash hands with soap and water
3. Clean the perineal area prior to attaching the UCA
4. Attach UCA to the negative pressure canister on the aspirator
5. Turn on the aspirator and adjust the setting for optimum urine output and patient comfort

**STEP 3: APPLY**

1. Apply the UCA to the urethra
2. Urine will begin to move through the rubber sleeve and tubing into the canister

**STEP 4: REMOVE**

1. When urine stops flowing, wait 30 seconds before removing the UCA
2. Remove the UCA and set aside. If urine collects in UCA, keep opening tilted upward when removing
3. Turn off the aspirator
4. Remove the canister and dispose of the urine
5. Wash the canister and reattach to the aspirator
6. Clean UCA by spraying the opening of the F15 with the Ur24T™ anti-bacterial solution and let dry or wash with soap and water

**TROUBLESHOOTING**

Problem	Possible Cause(s)
<b>Inadequate Suction</b>	<ul style="list-style-type: none"> <li>• Canister lid not on tight</li> <li>• Tubing not connected properly</li> <li>• Adjust the suction setting</li> <li>• Tubing or catheter clogged</li> </ul>
<b>Unit does not turn on</b>	<ul style="list-style-type: none"> <li>• Check power cord and outlet</li> </ul>

**Dispose of all components as infectious waste**

To avoid cross-contamination, follow infection control policies established by your healthcare facility.

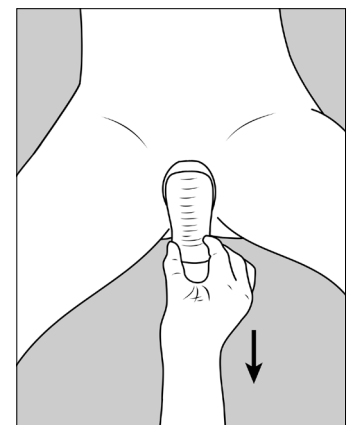
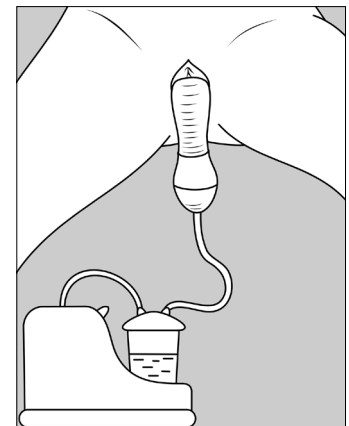
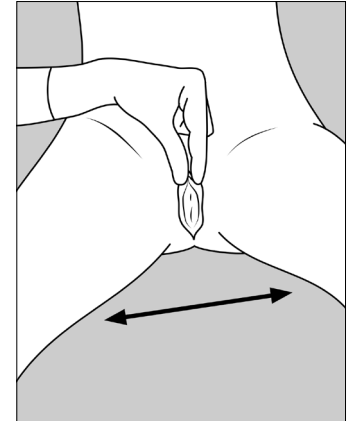
**Exposure to heat or extreme cold may affect the color of the UCA but does not affect the functionality**

**Do not use while patient is bathing. Do not place in or drop into water or other liquid.**

**All components are latex-free**

**Indication for Use:** The Ur24Technology External Catheter is intended for non-invasive urine collection management in female and male patients.

**INSTRUCTION VIDEO**  
ur24technology.com/demo



**Ur24Technology.com**

2021-01-HCP-F-Rev.A • U.S. Patent Applications Number 16/881601, Filed: 5/22/20 and Number 15/416272, Filed: 1/26/17 • Class 1 Exempt Device, 21 C.F.R. § 876.5250

**Questions or Feedback?**

Please share your comments to make Ur24T™ the best product for your patients  
**Ur24Technology.com/feedback** —or— **833-44-Ur24T**

